

Elementary School Age Children Activities for Creation Season
(per Jane Wilson, St. Michael's, Mission)

Create Scavenger Hunt Bags (See illustration)

Make Sunflower seed cookies,


SCAVENGER HUNT




FERN



ACORN



PLANT
WITH
ROOTS



BRANCH




SEED
POD



TINY
FLOWERS




ROCK



PINECONE




LEAF




BUD




MORE
LEAVES




APPLE




PINE
NEEDLES



BRANCH
WITH
LEAVES





FLOWER



GRASS


Sunflower Seed Cookies





1 cup margarine  

1 cup firmly packed brown sugar  

2 eggs 



1 teaspoon vanilla 



$1\frac{1}{2}$ cups flour   



$\frac{3}{4}$ teaspoon salt    

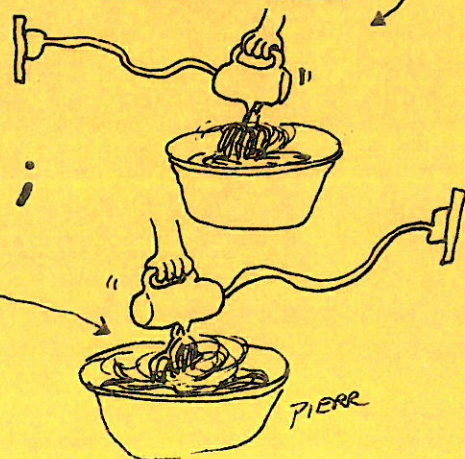
1 teaspoon soda  

3 cups rolled oats    

1 cup sunflower seeds  
(Kernels, not the shell!)


Cream margarine and sugar thoroughly.  + 

Add eggs and vanilla; beat well.  + 




Sunflower Seed Cookies cont'd.

Add flour, salt, soda, and rolled oats.



Mix thoroughly.



Blend in sunflower seeds.




Form into long rolls.



Wrap in clear plastic film and chill thoroughly.



Slice off cookies and bake on ungreased cookie sheet at 350° for 10 minutes.



Makes 9 dozen (108) cookies.